

# Trouble Shooting Guide, Mechanical

Applicable for EC400 and EC400g


## Contents

<b>1</b>	<b>General .....</b>	<b>2</b>
<b>2</b>	<b>Mechanical Problems .....</b>	<b>2</b>
<b>3</b>	<b>Network Problems .....</b>	<b>3</b>
<b>4</b>	<b>GPS Problems.....</b>	<b>5</b>
<b>5</b>	<b>Revision History .....</b>	<b>6</b>

# 1 General




The Mechanical Trouble Shooting Guide outlines the mechanical repairs that can be made to try to fix the common failures that are seen in the field. To gain a complete understanding of how to test and repair a specific failure, this document should be used in conjunction with the Mechanical Test Instructions and the Mechanical Working Instructions.

## 2 Mechanical Problems


Problem Area	Items to Inspect	Repair Action	Inspection Reference
Mechanical Damage	Exterior surfaces of the PC card	Clean the exterior surfaces as needed using alcohol and a lint-free wipe.	
	Labels	Replace any label that has bubbles or folded corners that will interfere with the ability to insert the card into the PC.	

### 3 Network Problems

- Inspect a unit for liquid damage and flash the unit with latest software before proceeding.

Problem Area	Items to Inspect	Repair Action	Inspection Reference
Network Problems	SIM Card Holder	Clean if necessary.	
	Antenna Connector	If dirty or oxidized, clean with alcohol. If damaged, handle the unit according to your local company directives.	
	System Connector	If dirty or oxidized, clean with alcohol. If damaged, handle the unit according to your local company directives.	






Problem Area	Items to Inspect	Repair Action	Inspection Reference
	Flip Antenna Assembly	Replace.	

- If the cause of the failure was not determined or the failure cannot be repaired at this level, handle the unit according to your local company directives.

## 4 GPS Problems

- Inspect a unit for liquid damage and flash the unit with latest software before proceeding.

Problem Area	Items to Inspect	Repair Action	Inspection Reference
GPS Problems	GPS Connector	If dirty or oxidized, clean with alcohol. If damaged, handle the unit according to your local company directives.	
	System Connector	If dirty or oxidized, clean with alcohol. If damaged, handle the unit according to your local company directives.	
	Flip Antenna Assembly	Replace.	

- If the cause of the failure was not determined or the failure cannot be repaired at this level, handle the unit according to your local company directives.

## 5 Revision History

Rev.	Date	Changes / Comments
1	July 8, 2008	Initial Release